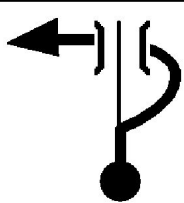





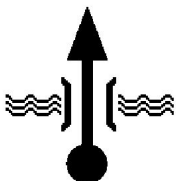
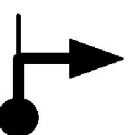
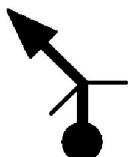
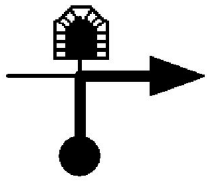

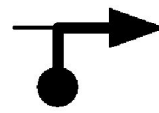

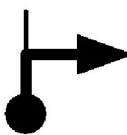
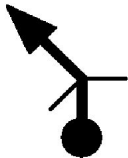




N°	Part./Tot.	Indication	Commentaire
85	0,20		
	0,20		
86	0,56	 	
	0,76		
87	0,20		
	0,96		
88	0,38		
	1,34		
89	1,97		Montgeroult Rue du Moulin
	3,31		
90	0,20		
	3,51		
91	0,14		Courcelles-sur-Viosne
	3,65		
92	0,11		Courcelles-sur-Viosne
	3,76		

N°	Part./Tot.	Indication	Commentaire
93	1,20		
	4,96		
94	1,43		La Villeneuve Saint-Martin
	6,39		
95	2,96		^{D92} Ableiges D92 - Rue Jean Perrin
	9,35		
96	2,20		Montgeroult Rue du Moulin
	11,55		
97	0,34		Courcelles-sur-Viosne
	11,89		
98	0,11		Courcelles-sur-Viosne
	12,00		
99	2,63		La Villeneuve Saint-Martin
	14,63		
100	0,45 ^{D28}		La Villeneuve Saint-Martin D28
	15,08		